

**IT'S TIME TO
ORDER YOUR**

Art
projects
for schools



1

Visit www.apfsorders.co.uk

2

Enter the unique artwork code found on the reverse of your child's artwork

3

Place your order

4

Return your child's artwork to the class teacher. Without your child's artwork we cannot print your order!

Art Projects for Schools has partnered with the Woodland Trust so that together we can help plant more native woodlands across the UK.

Who are Art Projects for Schools?

Art Projects for Schools (APFS) was established in 1997 to help bring creative-based fundraising projects into schools. We are proud to be the original creators of the Creative Card Project and the only company with an excellent rating on Trustpilot.

When will I receive my order?

Your order will be dispatched to the school/organisation along with the rest of the orders on the date agreed with us by the organiser.

Can my child's sibling also take part in this project?

Absolutely. As long as the artworks have a unique artwork sticker on the reverse of them, you can create and order from as many artworks as you like. Once you have placed your order, you must hand in the extra artworks to the organiser so that it can be sent to APFS within the school's deadline.

Can I choose how my child's artwork can be printed on a mug?

Mugs can be printed with a choice of 2 layouts. There is a tiled design with the artwork reduced down in size and printed multiple times around the mug. Alternatively a larger print of the artwork can be printed on the back and front. Your child's name can be printed on the mug, just choose this option when placing your order online.

What happens if I miss the deadline?

If you miss the shop closure deadline, then you can still place an order, however, the school/organisation will not receive fundraising. Your order will be sent to your home address at a later date and you will also be charged postage. You will be asked to upload your child's artwork directly to us by using the link we will provide to you when you place your order. Please do not post your artwork as this will not be processed.

My child's artwork doesn't have a label on the reverse of it.

Without a unique artwork label stuck on the reverse of your child's artwork you will be unable to place your order. Please speak to the project organiser or class teacher who will be able to provide you with a label.

I'm having issues with my order, what do I do?

If you need help with your order, please don't hesitate to get in touch with the APFS team on 0800 027 1939 or info@apfs.org.uk.



Find us on Trustpilot








FOB Christmas Card Project

To help raise much needed funds for school, FOB are once again organising the popular Christmas Card project! Your child's artwork can be made into Christmas cards, wrapping paper and gift cards for you to purchase in time for Christmas!

This year we are asking your child to draw a festive picture AT HOME and then be returned to school.

Artwork Guidelines

-  Use a A4 piece of paper or coloured card (not black). Thicker paper or card is best so the name label doesn't show through when scanned. Designs can be portrait or landscape.
-  Draw a border of 2-3mm around the paper to ensure the whole picture is scanned.
-  Bold colours or collage work well.
-  Do not use glitter or pastel chalks as they cannot be scanned.
-  Reflective material or pearlised paints don't reproduce well.

Stick your unique code on the back of the completed picture and include your child's name and class. Order the cards online at www.apfsorders.co.uk by 5th November and send their picture to school for us to submit to the card company

 DRAWINGS TO BE RETURNED TO SCHOOL BY FRIDAY 5TH NOVEMBER 

 Late artwork cannot be included in the project! 








FOB Christmas Card Project

To help raise much needed funds for school, FOB are once again organising the popular Christmas Card project! Your child's artwork can be made into Christmas cards, wrapping paper and gift cards for you to purchase in time for Christmas!

This year we are asking your child to draw a festive picture AT HOME and then be returned to school.

Artwork Guidelines

-  Use a A4 piece of paper or coloured card (not black). Thicker paper or card is best so the name label doesn't show through when scanned. Designs can be portrait or landscape.
-  Draw a border of 2-3mm around the paper to ensure the whole picture is scanned.
-  Bold colours or collage work well.
-  Do not use glitter or pastel chalks as they cannot be scanned.
-  Reflective material or pearlised paints don't reproduce well.

Stick your unique code on the back of the completed picture and include your child's name and class. Order the cards online at www.apfsorders.co.uk by 5th November and send their picture to school for us to submit to the card company

 DRAWINGS TO BE RETURNED TO SCHOOL BY FRIDAY 5TH NOVEMBER 

 Late artwork cannot be included in the project! 